

Getting Your Designs Ready For Production

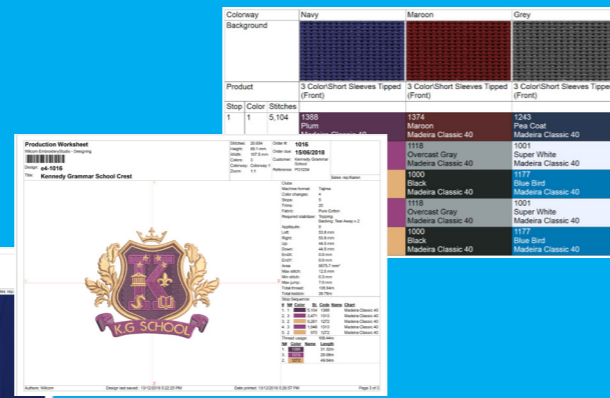


Thread charts and colourways

- Popular industry thread charts
- Create multiple colourways
- Automatically match design colors to thread colours

Product preview and artwork approval

- Select from 1,000+ product and garment images
- Preview designs on product
- Generate artwork approval
- Email approval to clients within EmbroideryStudio



Production worksheets

- Machine-operator friendly worksheet
- Display design information, hoop, thread colours, machine runtime and thread usage

Virtual printable embroidery

- Export any embroidery design to high-resolution printable file
- PNG with transparent background
- Up to 600 DPI

Design Library

Search and sort designs

- Search by customer name, order number, design status, due date, design title or free-form text
- Browse and preview embroidery and image files
- Quickly locate any design

Export design details


- Filter and export design information to .CSV
- Customise column preferences for export



EmbroideryConnect WiFi Device


Wirelessly manage and transfer embroidery designs to your embroidery machine.

- Send directly from EmbroideryStudio
- Simple and easy to use
- Barcode scanner ready
- Safe and secure

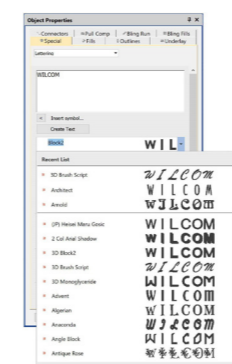


EMBROIDERY STUDIO e4.5

Wilcom's EmbroideryStudio e4 delivers an array of creative and productivity-boosting embroidery design tools that will improve the efficiency and creative output of any embroidery designer.



World Renowned Lettering



200 Professionally digitised fonts

- Legendary Wilcom quality
- Optimised for 4mm small lettering
- Centre-out sewing for caps



Convert TrueType fonts

- Endless font possibilities
- Control conversion settings



TIP

User-refined letters lets you save your custom lettering shape preferences to an existing Wilcom font, ensuring your lettering sews exactly how you like it.



Creative baselines and lettering art

- 10 Lettering baselines
- Fixed Line, arc, circle or any shape
- Predefined lettering envelope shapes



Team Names

- Name and logo combination
- Save hours of manual preparation
- Production optimised stitching layouts



Contact Wilcom Europe:

0870 385 1246
sales@wilcom.co.uk

Online help help.wilcom.com
Community forum community.wilcom.com
Product hints and tips productblog.wilcom.com

www.wilcom.com

Digitising Tools for Professionals



Powerful and simple-to-use digitising tools

- Create complex or simple shapes
- Design with familiar graphical design tools
- Fill or outline shapes with embroidery


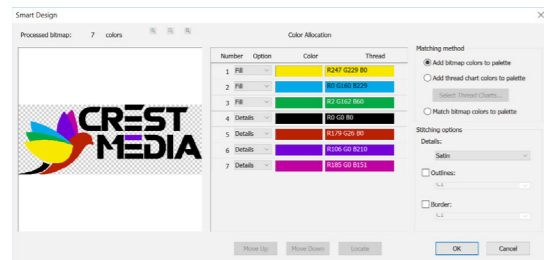
TIP Use templates to save your proven embroidery settings, which reduces digitising time and gives you consistency in your embroidery production.

TIP

Use Wilcom's instant Smart Design to generate a quick stitch count you can use for quoting.

Automatic digitising

- Instant embroidery with *Smart Design*
- Convert any vector image to embroidery with CorelDRAW®
- Convert embroidery to vector images



Costly trims and jumps Automatically sequenced with branching

Closest join and branching

- Auto-move start and end points while digitising
- Intelligently and automatically sequence embroidery
- Reduce costly trims and jumps

Custom embroidery styles


- Apply your favourite combination of stitch settings in a single click
- Create your custom library of stitch effects

Essential Editing Tools

Stitch processor

- Instantly process designs to lower stitch count
- Adjust global stitch settings
- Production optimised designs

Powerful transform tools



Quality settings

- Full control of quality stitch settings
- Density, underlay, pull-compensation


Auto-Fabric

- Automate object stitch settings by fabric type and object size

TIP Use the *Sequence Tool Bar* to re-order your embroidery by object selection or color.

Automatic remove overlaps

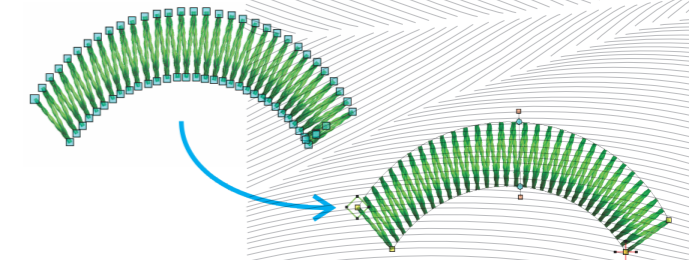
- Reduce unnecessary stitches
- Eliminate potential thread breaks



Note: An add-on Element called Shading and Open Fills was used to create the effect in the sun.

Automatic stitch file recognition


- Convert stitch files to editable outlines
- Re-shape, apply thread colors and re-sequence



Creative Effects

Jazz up your designs with creative fills

- 14 Unique stitch types
- 200+ Motif patterns
- 60+ Program-Splits patterns
- Jagged edge
- Trapunto effect
- Radial fill



EMBROIDERY STUDIO Elements
Ask us about our NEW paid creative add-on optional features

borders

Instant outlines and borders

- Run, Triple Run or Satin Column
- Apply to designs, objects or lettering automatically

CorelDRAW® Graphics Suite



- Seamless integration
- Import/Export any vector file
- Automatic conversion from vector to embroidery
- Master your fonts with Font Manager and What The Font
- +1,200 TrueType fonts/OpenType fonts
- +10,000 Vector clipart designs

TIP Use CorelDRAW® for basic symmetrical shapes and radius corners on rectangles.