

RUA



00000110010001111010

**RUA** >

One-sectioned welded cabinet with removable side panels.  
IP30, capacity 30 kg



#### ■ Rigid construction

High quality workmanship and up-to-date technology ensure a perfect look of the cabinet.



#### ■ Flexible door opening

The hinge system allows the door to open almost 180°. The door can be easily removed and re-mounted to change the direction of opening.



#### ■ Door lock

It enables an easy and quick access into the cabinet.




#### ■ Adjustable vertical rails

Two pairs of vertical 19" rails are freely adjustable in any depth of the cabinet. This simplifies mounting of the device and organisation of connecting cables.

#### ■ Door

The cabinet has fully glass door in standard. It can be steel or perforated if required.



#### ■ Breakout-type blanking panels

Cable openings covered with breakout-type blanking panels are ready in the top, bottom and rear part of the cabinet. In the supply, there is a fringe edge and a blanking panel with a brush to seal the cabinet opening against dust penetration.

**RUA (DELTA U AS4)**

| Type              | A    | B   | C   | D   | E   | R1  | R2  | Weight gross (kg) | Weight net (kg) | Maximum recommended load (kg) |
|-------------------|------|-----|-----|-----|-----|-----|-----|-------------------|-----------------|-------------------------------|
|                   | (mm) |     |     |     |     |     |     |                   |                 |                               |
| RUA-06-AS4-CAX-A1 | 370  | 265 | 530 | 600 | 395 | 324 | 420 | 14,5              | 14,2            | 30                            |
| RUA-09-AS4-CAX-A1 | 500  | 395 | 530 | 600 | 395 | 454 | 420 | 17,6              | 17,3            |                               |
| RUA-12-AS4-CAX-A1 | 635  | 530 | 530 | 600 | 395 | 589 | 420 | 20,6              | 20,3            |                               |
| RUA-15-AS4-CAX-A1 | 770  | 665 | 530 | 600 | 395 | 724 | 420 | 22,3              | 22,0            |                               |
| RUA-18-AS4-CAX-A1 | 900  | 795 | 530 | 600 | 395 | 854 | 420 | 26,9              | 26,6            |                               |

**RUA (DELTA U AS5)**

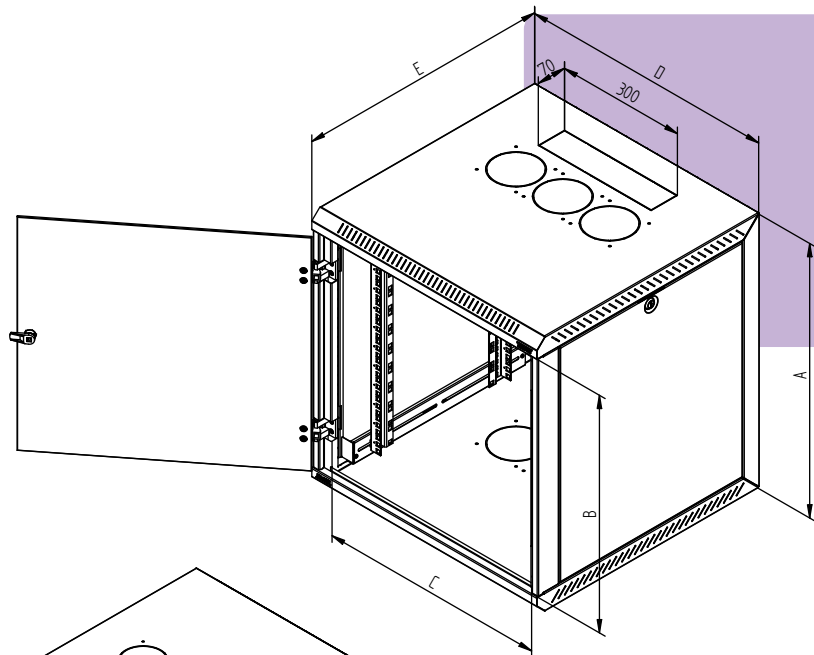
| Type              | A    | B   | C   | D   | E   | R1  | R2  | Weight gross (kg) | Weight net (kg) | Maximum recommended load (kg) |
|-------------------|------|-----|-----|-----|-----|-----|-----|-------------------|-----------------|-------------------------------|
|                   | (mm) |     |     |     |     |     |     |                   |                 |                               |
| RUA-06-AS5-CAX-A1 | 370  | 265 | 530 | 600 | 495 | 324 | 420 | 16,4              | 16,1            | 30                            |
| RUA-09-AS5-CAX-A1 | 500  | 395 | 530 | 600 | 495 | 454 | 420 | 19,8              | 19,5            |                               |
| RUA-12-AS5-CAX-A1 | 635  | 530 | 530 | 600 | 495 | 589 | 420 | 22,0              | 21,7            |                               |
| RUA-15-AS5-CAX-A1 | 770  | 665 | 530 | 600 | 495 | 724 | 420 | 26,3              | 26,0            |                               |
| RUA-18-AS5-CAX-A1 | 900  | 795 | 530 | 600 | 495 | 854 | 420 | 29,5              | 29,1            |                               |

**RUA (DELTA U AS6)**

| Type              | A    | B   | C   | D   | E   | R1  | R2  | Weight gross (kg) | Weight net (kg) | Maximum recommended load (kg) |
|-------------------|------|-----|-----|-----|-----|-----|-----|-------------------|-----------------|-------------------------------|
|                   | (mm) |     |     |     |     |     |     |                   |                 |                               |
| RUA-06-AS6-CAX-A1 | 370  | 265 | 530 | 600 | 595 | 324 | 420 | 19,2              | 18,9            | 30                            |
| RUA-09-AS6-CAX-A1 | 500  | 395 | 530 | 600 | 595 | 454 | 420 | 21,6              | 21,3            |                               |
| RUA-12-AS6-CAX-A1 | 635  | 530 | 530 | 600 | 595 | 589 | 420 | 26,3              | 26,0            |                               |
| RUA-15-AS6-CAX-A1 | 770  | 665 | 530 | 600 | 595 | 724 | 420 | 28,9              | 28,5            |                               |

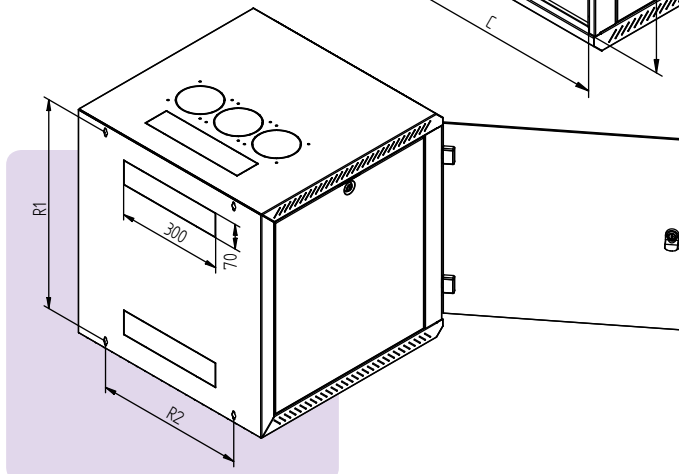
### Removable side panels

Removable side panels enables easy access to the installed devices from the side.



### Ventilation

The RUA type has 6 break-out blanking panels for the installation of ventilation units RAX-CH-X2x-X1 or fans RAX-CH-X07-X9 (up to 3 in top and 3 in bottom part of the cabinet). RUA therefore enables installation of devices that in the past could not be cooled sufficiently in wall-mounted cabinets and had to be installed into free-standing cabinets only.





## RUA wall-mounted cabinet

### ■ Description, purpose of use

- 19" one-sectioned wall-mounted cabinet with IP30 protection
- Removable side panels secured by locks.
- Cabinet is to be hanged right on the wall.
- Cabinet includes two pairs of sliding vertical rails.
- Cabinet construction:
  - Welded frame with removable side panels secured by locks
  - Safety hardened glass door, thickness 4 mm. On demand may be metal or perforated.
- Max. permissible load of the door is 10 kg.
- Min. thickness of the surface finish is 65 µm.
- Cabinets are intended for installation of data and telecommunication devices and their distribution systems.
- The frame of the cabinet and all the removable parts (side and rear covers, doors...) are bonded with patch cables that have to be properly fixed and inserted into connectors throughout the period of use of the cabinet.
- There is one M8 screw placed on the bottom part of the cabinet to connect the bonding.
- Cable openings covered with breakout-type blanking panels are placed in the top and the bottom part of the cabinet rear side, others are in the top and the bottom side of cabinet.
- There are several openings in the top and bottom part of the cabinet which allow to install ventilation units and which are covered with break-out blanking panels.

### ■ Operating conditions

- Operating environment:
  - Office
  - The cabinet is not intended for outdoor installations and for installations in environment that can influence negatively the functionality of the cabinet and the mounted devices (e.g. environment with danger of explosion or humid and wet surroundings)
- Must be protected against:
  - Mechanical damage
  - Improper handling
  - A different usage than the cabinet is intended for
- Improper handling is especially:
  - Overloading (exceeding the maximum recommended load)
  - Installing devices which may negatively influence the operation and function of the cabinet or the installed equipment.
  - Change of the construction or design of the cabinet

### ■ Installation of the cabinet

- To ensure the maximum recommended load, it is necessary to distribute the load equally.
- Place the cabinet on a flat floor and adjust any differences using the levelling feet.
- To avoid dust penetration in the case where cables lead through some of the cable openings, it may be sealed with a blanking panel with a brush or secured by a plastic frame (both are included in the delivery).

### ■ Environmental protection

- All parts are made of recyclable materials and after decommissioning the cabinet, it must be disposed of according to relevant regulations

### ■ Certificate and conformity

- This product is certified with TÜV SÜD Czech, number of certificate 07.947.986, date 9. 7. 2015 and is fully in accordance with ČSN EN 62208 ed.2:2012(EN 62208:2011).